



PRODUCT FEATURES

- Heated double glazed glass top, sides and front
- Heated rear sub frame
- Argon filled rear doors
- Hinged rear door
- Deck forced refrigeration
- Three adjustable shelves
- Ticket strips on shelves and base
- Undershelf and canopy LED lights
- Integral condensor
- Sliding front doors - optional

CABINET DIMENSIONS & SPECIFICATIONS

Refrigerated 4⁰ factory set point

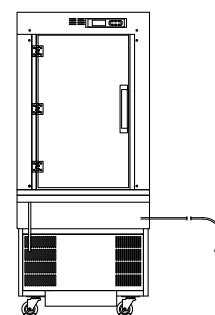
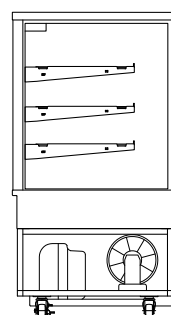
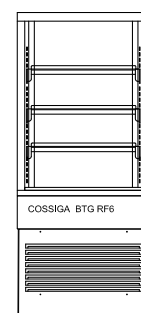
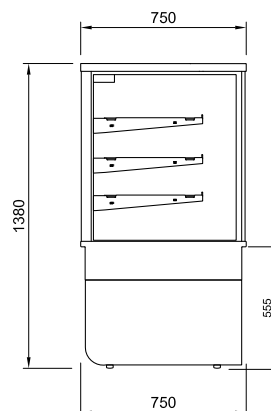
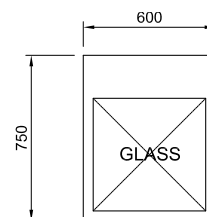
Model	Cabinet			Shelving no.	Shelf length	base tray w x d	Total food units	Display m2
	Length mm	Depth mm	Height mm				100 x 100	
BTGRF6	600	750	1380	3 + base	495 x 445	540 x 510	80	0.94

* prior to installation see, installation guidelines, ventilation requirements and drainage options documents

Refrigerant	Operating Current	Connection	Voltage
R134A	4.2 Amp	10amp 3 pin plug	50/60 Hertz 240V

ELECTRICAL POWER

Electrical power cord 2200mm
3 pin 10 amp 1 phase socket required.
Maximum ambient operating
temperature climate class N max 32°C



REAR VIEW

